



PORTLAND

Porcelain Tile





60 x 60 cm (24" x 24")
PORTLAND Sand
Rectified



60 x 60 cm (24" x 24")
PORTLAND Sand
Rectified




30 x 60 cm (12" x 24")
PORTLAND Sand
Rectified




7,5 x 30 cm (3" x 12")
PORTLAND Sand



5 x 5 cm (30 x 30)
2" x 2" (12" x 12")
PORTLAND Sand
Mosaics



5 x 5 (2" x 2")
28 x 33 (11" x 13")
PORTLAND Sand
Hexagon Mosaics




2,2x7,2 (1" x 3")
31 x 23 (12" x 9")
PORTLAND Sand
Herringbone Mosaics



30 x 60 cm (12" x 24")
PORTLAND Silver
Rectified




60 x 60 cm (24" x 24")
PORTLAND Silver
Rectified




30 x 60 cm (12" x 24")
PORTLAND Silver
Rectified



7,5 x 30 cm (3" x 12")
PORTLAND Silver



5 x 5 cm (30 x 30)
2" x 2" (12" x 12")
PORTLAND Silver
Mosaics



5 x 5 (2" x 2")
28 x 33 (11" x 13")
PORTLAND Silver
Hexagon Mosaics



2,2x7,2 (1" x 3")
31 x 23 (12" x 9")
PORTLAND Silver
Herringbone Mosaics



60 x 60 cm (24" x 24")
PORTLAND Taupe
Rectified



60 x 60 cm (24" x 24")
PORTLAND Taupe
Rectified




30 x 60 cm (12" x 24")
PORTLAND Taupe
Rectified



7,5 x 30 cm (3" x 12")
PORTLAND Taupe



5 x 5 cm (30 x 30)
2" x 2" (12" x 12")
PORTLAND Taupe
Mosaics



5 x 5 (2" x 2")
28 x 33 (11" x 13")
PORTLAND Taupe
Hexagon Mosaics



2,2x7,2 (1" x 3")
31 x 23 (12" x 9")
PORTLAND Taupe
Herringbone Mosaics



30 x 60 cm (12" x 24")

PORTLAND White
Rectified




60 x 60 cm (24" x 24")
PORTLAND White
Rectified




30 x 60 cm (12" x 24")
PORTLAND White
Rectified



7,5 x 30 cm (3" x 12")
PORTLAND White



5 x 5 cm (30 x 30)
2" x 2" (12" x 12")
PORTLAND White
Mosaics



5 x 5 (2" x 2")
28 x 33 (11" x 13")
PORTLAND White
Hexagon Mosaics



2,2x7,2 (1" x 3")
31 x 23 (12" x 9")
PORTLAND White
Herringbone Mosaics



GENERAL SPECIFICATIONS

TECHNICAL FEATURES	NORMS	PORCELAIN TILE		MONTECERA AVERAGE VALUE	
		Requirement for Nominal Size N.		MATT	POLISHED
		7 cm ≤ N < 15 cm	N ≥ 15 cm		
LENGTH AND WIDTH	EN ISO 10545-2	± 0,90 mm	± 0,6% ±2,0 mm	Confirmed	Confirmed
THICKNESS	EN ISO 10545-2	± 0,50 mm	± 0,5%	Confirmed	Confirmed
STRAIGHTNESS	EN ISO 10545-2	± 0,75 mm	± 0,5% ±1,5 mm	Confirmed	Confirmed
SQUARNESS	EN ISO 10545-2	± 0,75 mm	± 0,6% ±2,0 mm	Confirmed	Confirmed
SURFACE FLATNESS	EN ISO 10545-2	± 0,75 mm	± 0,5% ±2,0 mm	Confirmed	Confirmed
WATER ABSORPTION	EN ISO 10545-3	≤ 0,5%		≤ 0,5%	≤ 0,5%
BREAKING STRENGTH	EN ISO 10545-4	1300 N		1400 N	1400 N
MODULUS OF RUPTURE	EN ISO 10545-4	≥ 35 N/mm ²		≥ 40 N/mm ²	≥ 40 N/mm ²
THERMAL SHOCK RESISTANCE	EN ISO 10545-9	Required		Resistant	Resistant
FROST RESISTANCE	EN ISO 10545-12	Required		Resistant	Resistant
CHEMICAL RESISTANCE	EN ISO 10545-13	Indicated by manufacturer		Resistant	Resistant
RESISTANCE TO STAINS	EN ISO 10545-14	Indicated by manufacturer		Resistant	Resistant
DCOF (Wet)	ANSI B 101.3	Indicated by manufacturer		> 0,42	< 0,42
SCRATCH HARDNESS (MOHS)		Indicated by manufacturer		Min. 6	Min. 6
ABRASION RESISTANCE (PEI)	EN ISO 10545-7	Indicated by manufacturer		4	4
SHADE VARIATION		Indicated by manufacturer		V3	V3